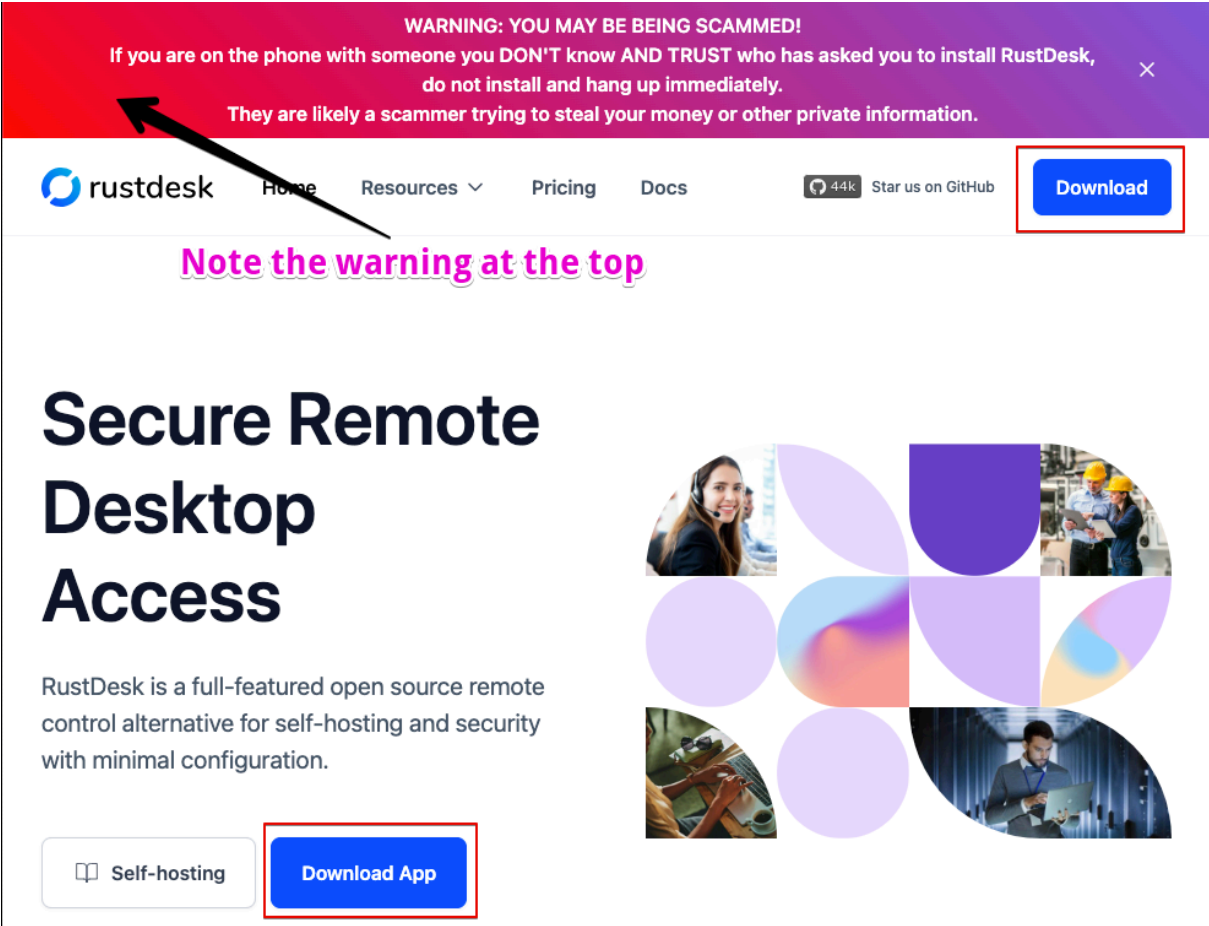


Rustdesk installation

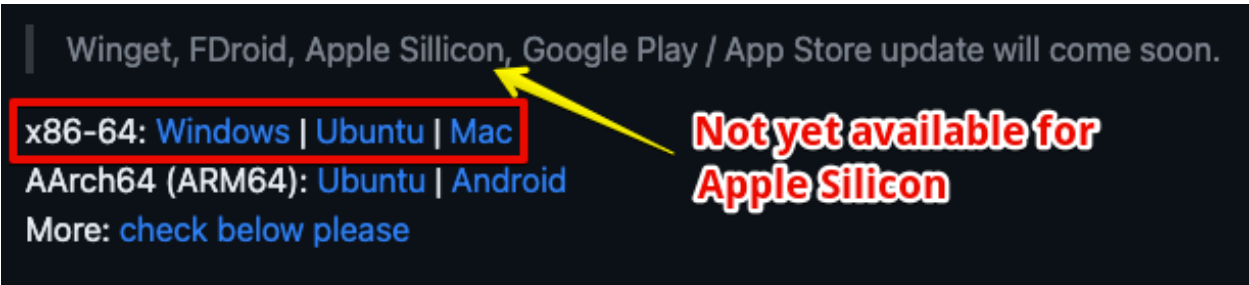
July 13th 2023

This test was done on an Intel Mac mini 2014 on Monterey.

- 1. Download Rustdesk from their site <https://rustdesk.com/>



Click either Download button, the project being hosted on GitHub, the proper page is displayed:



Links are included to download the appropriate version:


Windows: https://github.com/rustdesk/rustdesk/releases/download/1.2.1/rustdesk-1.2.1-x86_64.exe

Mac: https://github.com/rustdesk/rustdesk/releases/download/1.2.1/rustdesk-1.2.1-x86_64.dmg


Pasting the link in the browser works.

2. Install the application

Run the .dmg that was downloaded:

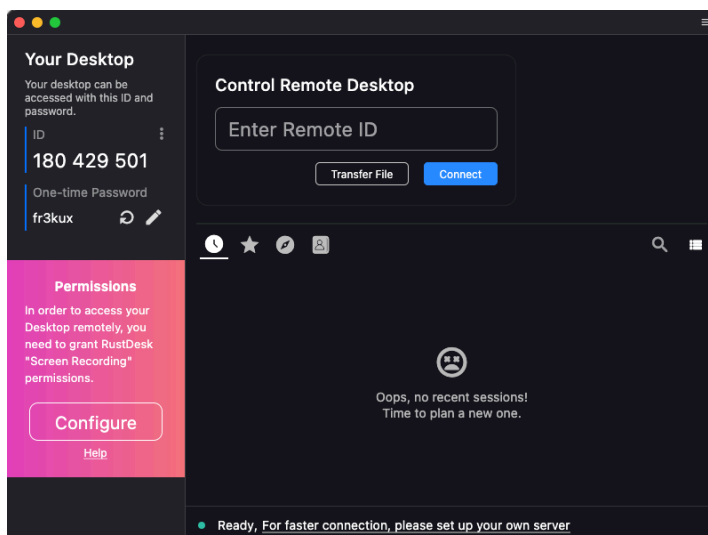


Start Launchpad and swipe pages until the RustDesk app is found (using Launchpad is the easiest way for a user to find the app):

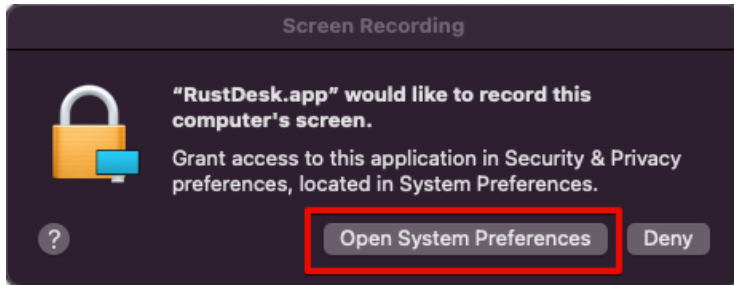


Single click on the icon:

This window shows up:



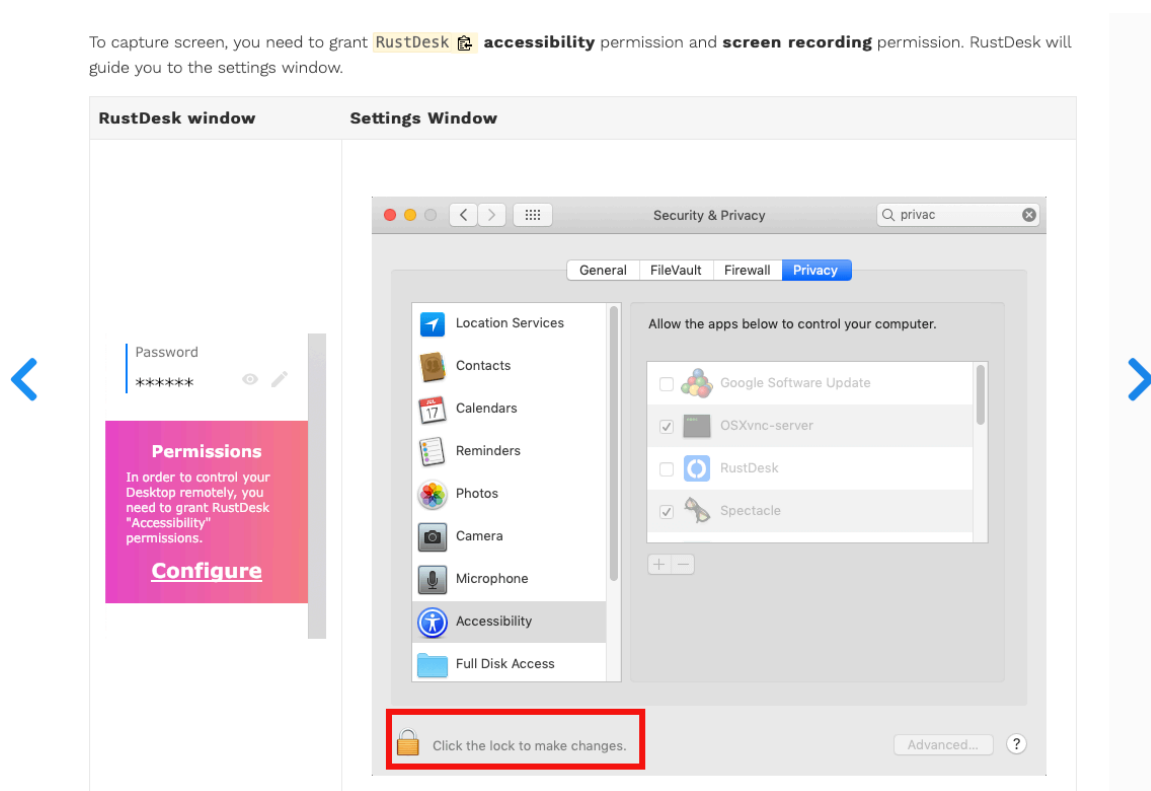
To let RustDesk access the desktop, single click on Configure, this window shows up:



click on **Open System Preferences**

Stop the press: unfortunately, I had to come back to the previous step, that is starting the App. This time the Configure button does not work.

Instead of clicking on **Configure**, click on **Help** :



A help page is shown in the browser, in this instance for the Mac platform. Even with these instructions, that will be challenging for the users, because they will need to provide Administrator credentials... which I guess are not available to them !

Conclusion: it's not possible to have a user being guided to install RustDesk. This should be done by an administrator.s